

Scaled data based on original data using
LM-79-08 Approved Method: Electrical and Photometric Measurements of Solid-
State Lighting Products

Test Report Prepared for
Cooper Lighting Solutions
(formerly Eaton)

Brand: INVUE

Report Number: P401812

Luminaire Tested: **ENT-SA1F-730-U-SL3**

Issue Date: 5/20/2020

Test Information

Test Method: LM-79-08
Report Number: P401812
TEST IS SCALED FROM IESNA LM-79-08 TEST DATA (G1-2004-754-3)
Test Lab: INNOVATION CENTER
Issue Date: 5/20/2020
Manufacturer: COOPER LIGHTING SOLUTIONS (FORMERLY EATON)
Product Line: INVUE
Catalog Number: ENT-SA1F-730-U-SL3
Description: ENTRI LED LUMINAIRE
(1) 70 CRI, 3000K, 1200mA LIGHTSQUARE WITH 16 LEDS AND TYPE III SPILL
LIGHT ELIMINATOR OPTICS
Light Source: -
Ballast/Driver: ELECTRONIC DRIVER

Summary

Lumens per Lamp: N/A
Luminaire Lumens: 6956 lumens
Efficiency: N/A
Efficacy: 105.2 lumens/watt
Luminous Opening: Rectangular (W 0.5' x L: 0.5' x H: 0')
IES Classification: Type III - Medium - Non-Cutoff
BUG Rating: B1 - U0 - G2

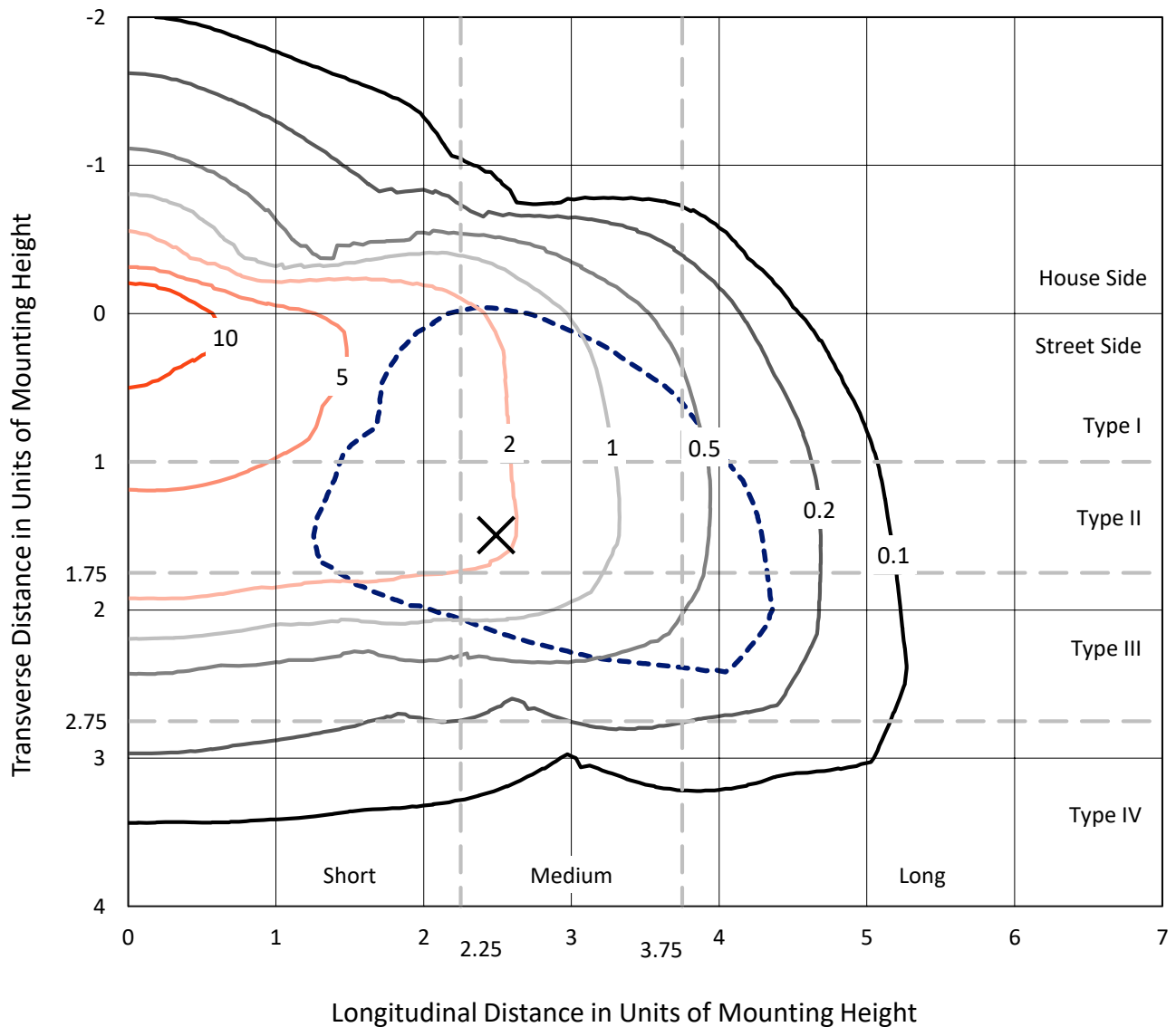
Input Watts (W): 66.1
Input Voltage (V): NR
Input Current (Ain): NR
Voltage Rise (V): NR
Power Factor: NR
Total Harmonic Distortion (THDi): NR
Frequency (hertz): 60
Stabilization Time: NR
Operation Time: NR
Ambient Temperature (°C): NR
Test Distance: 25 FT



REPORT NUMBER: P401812
 CATALOG NUMBER: ENT-SA1F-730-U-SL3

Iso-Footcandle Lines of Horizontal Illumination

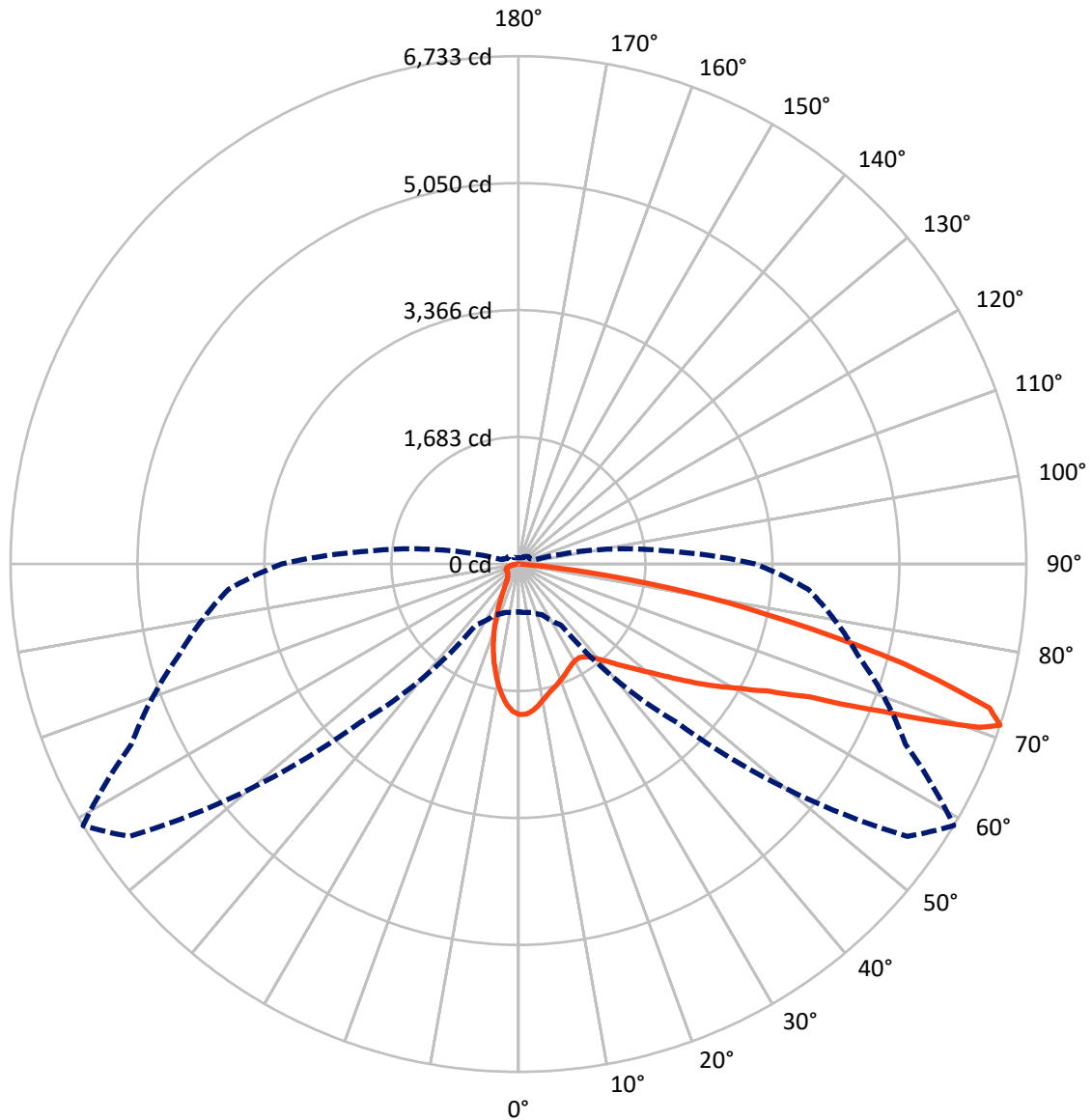
× Max cd
 - - - 1/2 Max cd



Based on 10 foot mounting height. Maximum calculated value = 20 fc
 Type III - Medium - Non-Cutoff

REPORT NUMBER: P401812
CATALOG NUMBER: ENT-SA1F-730-U-SL3

Luminous Intensity Polar Plot



— Vertical Plane Through 59-Deg Lateral - - - Horizontal Cone Through 71-Deg Vertical

REPORT NUMBER: P401812

CATALOG NUMBER: ENT-SA1F-730-U-SL3

FLUX DISTRIBUTION:

		Downward	Upward	Total
House Side	Lumens	1180.6	0.0	1180.6
	% Fixture	17.0	0.0	17.0
Street Side	Lumens	5775.4	0.0	5775.4
	% Fixture	83.0	0.0	83.0
Total	Lumens	6956.0	0.0	6956.0
	% Fixture	100.0	0.0	100.0

Coefficient of Utilization

ZONAL LUMENS:

Zone	Lumens	% Fixture
0°-10°	172.4	2.5
10°-20°	387.4	5.6
20°-30°	492.3	7.1
30°-40°	629.4	9.0
40°-50°	873.5	12.6
50°-60°	1293.2	18.6
60°-70°	1747.9	25.1
70°-80°	1239.5	17.8
80°-90°	120.4	1.7
90°-100°	0.0	0.0
100°-110°	0.0	0.0
110°-120°	0.0	0.0
120°-130°	0.0	0.0
130°-140°	0.0	0.0
140°-150°	0.0	0.0
150°-160°	0.0	0.0
160°-170°	0.0	0.0
170°-180°	0.0	0.0
0°-90°	6956.0	100.0
0°-180°	6956.0	100.0



REPORT NUMBER: P401812

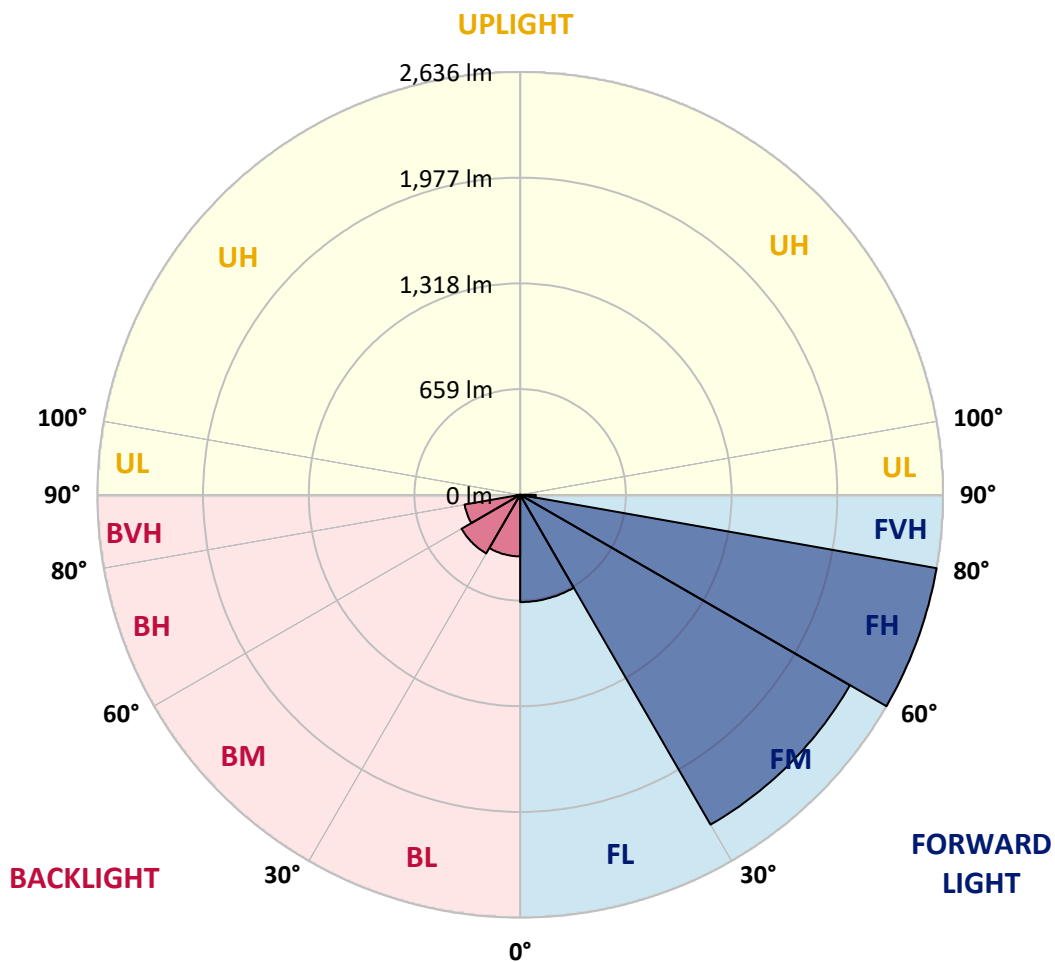
CATALOG NUMBER: ENT-SA1F-730-U-SL3

LUMINAIRE CLASSIFICATION SYSTEM LUMEN TABLE AND BUG RATING:

Zone		Lumens	% Fixture	Zone Rating/Lumen Limit		
				B	U	G
FL	(0°-30°)	668.5	9.6			
FM	(30°-60°)	2373.8	34.1			
FH	(60°-80°)	2635.6	37.9			G2/5000
FVH	(80°-90°)	97.5	1.4			G1/100
BL	(0°-30°)	383.6	5.5	B1/500		
BM	(30°-60°)	422.3	6.1	B1/1000		
BH	(60°-80°)	351.8	5.1	B1/500		G1/500
BVH	(80°-90°)	22.9	0.3			G1/100
UL	(90°-100°)	0.0	0.0		U0/0	
UH	(100°-180°)	0.0	0.0		U0/0	

BUG Rating: B1-U0-G2

Type III Medium





REPORT NUMBER: P401812

CATALOG NUMBER: ENT-SA1F-730-U-SL3

CANDELA DISTRIBUTION (FULL):

	0°	5°	15°	25°	35°	45°	55°	59°	65°	75°	85°
0°	1995.7	1995.7	1995.7	1995.7	1995.7	1995.7	1995.7	1995.7	1995.7	1995.7	1995.7
2.5°	1978.5	1985.6	1988.6	1993.6	1993.6	1995.7	1993.6	1992.6	1996.7	1992.6	1981.5
5°	1890.8	1893.9	1902.9	1913.0	1923.1	1944.3	1950.3	1954.3	1963.4	1965.4	1954.3
7.5°	1771.9	1783.0	1795.1	1808.2	1829.4	1858.6	1883.8	1893.9	1911.0	1921.1	1904.9
10°	1671.1	1677.2	1683.2	1706.4	1739.7	1780.0	1806.2	1825.3	1852.5	1865.6	1850.5
12.5°	1570.3	1575.4	1587.5	1618.7	1653.0	1701.4	1748.7	1763.8	1796.1	1822.3	1810.2
15°	1492.7	1492.7	1501.8	1536.1	1572.3	1636.8	1692.3	1715.5	1755.8	1793.1	1778.0
17.5°	1424.2	1427.2	1433.2	1455.4	1505.8	1573.3	1643.9	1673.1	1723.5	1771.9	1751.7
20°	1385.9	1383.9	1387.9	1399.0	1439.3	1510.9	1595.5	1629.8	1692.3	1758.8	1726.5
22.5°	1372.8	1370.8	1367.7	1366.7	1392.9	1453.4	1544.1	1586.4	1664.1	1751.7	1703.4
25°	1382.9	1382.9	1373.8	1356.6	1368.7	1410.1	1497.8	1543.1	1632.8	1746.7	1682.2
27.5°	1410.1	1410.1	1397.0	1374.8	1369.7	1387.9	1457.4	1505.8	1606.6	1749.7	1665.1
30°	1447.4	1446.3	1433.2	1414.1	1399.0	1392.9	1438.3	1482.6	1588.5	1762.8	1657.0
32.5°	1489.7	1487.7	1481.6	1468.5	1450.4	1424.2	1440.3	1479.6	1584.4	1786.0	1658.0
35°	1540.1	1537.1	1540.1	1533.0	1515.9	1487.7	1477.6	1508.8	1604.6	1829.4	1675.1
37.5°	1584.4	1582.4	1597.5	1601.6	1597.5	1560.2	1547.1	1567.3	1652.0	1897.9	1710.4
40°	1621.7	1623.7	1651.0	1680.2	1686.2	1654.0	1644.9	1662.0	1728.6	1981.5	1773.9
42.5°	1663.1	1669.1	1709.4	1761.8	1782.0	1760.8	1765.9	1778.0	1825.3	2095.4	1865.6
45°	1703.4	1716.5	1771.9	1839.4	1890.8	1890.8	1908.0	1920.1	1950.3	2238.6	1999.7
47.5°	1773.9	1783.0	1843.5	1925.1	2003.7	2028.9	2076.3	2072.3	2095.4	2395.8	2156.9
50°	1865.6	1880.8	1942.2	2026.9	2126.7	2198.3	2252.7	2260.7	2269.8	2557.1	2343.4
52.5°	1992.6	2010.8	2061.2	2139.8	2257.7	2374.6	2489.5	2484.5	2472.4	2732.4	2557.1
55°	2120.6	2139.8	2187.2	2250.7	2389.8	2569.2	2756.6	2749.6	2694.1	2911.8	2754.6
57.5°	2250.7	2266.8	2316.2	2371.6	2535.9	2799.0	3038.8	3043.9	2930.0	3111.4	2950.2
60°	2305.1	2329.3	2451.2	2558.1	2763.7	3054.0	3327.1	3340.2	3174.9	3313.0	3165.8
62.5°	2059.2	2088.4	2290.0	2578.2	3076.1	3545.8	3702.1	3710.1	3470.2	3535.7	3401.7
65°	1524.0	1523.0	1731.6	2163.0	3013.6	4206.0	4370.3	4243.3	3837.1	3831.1	3713.1
67.5°	872.8	899.1	965.6	1290.1	2296.0	4328.0	5559.6	5228.0	4487.2	4290.7	4128.4
70°	703.5	697.5	717.6	804.3	1251.8	3558.9	6334.7	6485.9	5410.5	4665.6	4034.7
71°	634.0	643.0	663.2	741.8	987.8	2969.3	6296.4	6732.8	5662.4	4655.5	3856.3
72.5°	545.3	547.3	593.7	686.4	811.4	2094.4	5821.7	6529.2	5926.5	4523.5	3594.2
75°	370.9	376.0	448.5	552.3	740.8	994.8	4165.7	5281.4	5394.3	4227.2	2968.3
77.5°	212.7	216.7	269.1	404.2	631.0	701.5	2557.1	3649.6	3878.4	3091.3	1591.5
80°	109.9	114.9	149.2	255.0	481.8	567.5	1466.5	2295.0	2206.3	1068.4	368.9
82.5°	29.2	33.3	43.3	91.7	232.8	369.9	650.1	949.5	678.3	221.7	134.1
85°	0.0	0.0	0.0	1.0	2.0	51.4	137.1	170.3	94.7	43.3	36.3
87.5°	0.0	0.0	0.0	0.0	1.0	2.0	2.0	2.0	2.0	3.0	4.0
90°	0.0	0.0	0.0	0.0	0.0	0.0	0.0	0.0	0.0	0.0	0.0



REPORT NUMBER: P401812
 CATALOG NUMBER: ENT-SA1F-730-U-SL3

CANDELA DISTRIBUTION (continued):

	90°	95°	105°	115°	125°	135°	145°	155°	165°	175°	180°
0°	1995.7	1995.7	1995.7	1995.7	1995.7	1995.7	1995.7	1995.7	1995.7	1995.7	1995.7
2.5°	1979.5	1979.5	1973.5	1964.4	1954.3	1931.2	1935.2	1917.0	1919.1	1917.0	1917.0
5°	1945.3	1939.2	1924.1	1895.9	1864.6	1823.3	1817.3	1784.0	1764.8	1758.8	1765.9
7.5°	1897.9	1880.8	1842.5	1793.1	1733.6	1680.2	1630.8	1586.4	1553.2	1539.1	1533.0
10°	1835.4	1814.2	1751.7	1665.1	1583.4	1499.8	1422.2	1371.8	1305.2	1285.1	1279.0
12.5°	1784.0	1747.7	1654.0	1533.0	1406.0	1295.2	1190.3	1084.5	1021.0	975.7	968.6
15°	1739.7	1688.2	1554.2	1398.0	1239.7	1086.5	944.4	802.3	712.6	674.3	647.1
17.5°	1700.3	1633.8	1454.4	1251.8	1056.3	853.7	680.3	544.3	487.8	458.6	459.6
20°	1660.0	1575.4	1350.6	1105.7	874.9	650.1	480.8	417.3	389.1	383.0	380.0
22.5°	1621.7	1508.8	1240.7	961.5	689.4	477.7	387.0	355.8	348.7	348.7	348.7
25°	1578.4	1441.3	1129.9	814.4	522.1	377.0	332.6	321.5	323.5	327.6	328.6
27.5°	1543.1	1382.9	1020.0	644.1	405.2	320.5	297.3	295.3	303.4	312.5	312.5
30°	1511.9	1329.4	901.1	502.9	322.5	281.2	273.1	276.2	284.2	292.3	295.3
32.5°	1490.7	1281.1	794.2	391.1	275.2	254.0	252.0	256.0	264.1	268.1	271.1
35°	1481.6	1245.8	679.3	315.5	244.9	233.8	232.8	235.9	239.9	240.9	239.9
37.5°	1491.7	1221.6	561.4	267.1	225.8	219.7	218.7	218.7	218.7	219.7	218.7
40°	1520.9	1212.5	455.6	235.9	213.7	208.6	205.6	202.6	200.6	200.6	199.6
42.5°	1582.4	1226.6	365.9	217.7	204.6	198.6	192.5	188.5	185.5	184.4	184.4
45°	1681.2	1265.9	304.4	205.6	196.5	187.5	180.4	176.4	173.4	174.4	173.4
47.5°	1817.3	1331.4	269.1	197.6	188.5	176.4	169.3	165.3	164.3	167.3	168.3
50°	1971.5	1424.2	247.9	191.5	182.4	167.3	159.2	156.2	157.2	163.3	164.3
52.5°	2152.9	1544.1	238.9	187.5	177.4	159.2	152.2	149.2	151.2	158.2	159.2
55°	2348.4	1681.2	252.0	189.5	172.4	154.2	146.1	142.1	145.1	151.2	152.2
57.5°	2547.0	1850.5	296.3	190.5	166.3	150.2	140.1	134.1	136.1	141.1	142.1
60°	2747.6	2018.8	372.9	191.5	164.3	146.1	135.1	126.0	127.0	130.0	131.0
62.5°	2983.4	2232.5	473.7	195.5	166.3	143.1	126.0	115.9	115.9	117.9	117.9
65°	3341.2	2551.0	540.2	193.5	171.3	140.1	116.9	106.8	105.8	106.8	106.8
67.5°	3598.2	2593.4	377.0	182.4	174.4	141.1	111.9	98.8	96.8	95.8	95.8
70°	3326.1	2182.1	249.0	172.4	169.3	143.1	107.8	93.7	89.7	86.7	85.7
71°	3137.6	1966.4	230.8	168.3	165.3	141.1	105.8	90.7	86.7	84.7	83.7
72.5°	2858.4	1754.8	212.7	162.3	156.2	137.1	102.8	87.7	82.6	79.6	78.6
75°	2258.7	1345.6	186.5	149.2	135.1	112.9	94.7	81.6	76.6	72.6	71.6
77.5°	1021.0	535.2	143.1	129.0	109.9	89.7	82.6	75.6	69.5	66.5	65.5
80°	285.2	203.6	104.8	101.8	82.6	69.5	66.5	64.5	62.5	58.5	58.5
82.5°	132.0	118.9	74.6	71.6	56.4	49.4	52.4	53.4	53.4	49.4	48.4
85°	36.3	39.3	34.3	38.3	36.3	33.3	38.3	41.3	43.3	39.3	36.3
87.5°	3.0	7.1	9.1	15.1	18.1	19.2	24.2	29.2	30.2	24.2	25.2
90°	0.0	0.0	0.0	0.0	0.0	0.0	0.0	0.0	0.0	0.0	0.0

(END OF REPORT)